

## How to: Create a Banana Circle

Written by Mitra Ardron

---

By growing Bananas in a circle, you can increase production, and avoid the untidyness often associated with Bananas.

### Goals

- Easy, large, production from a small space
- Multi-crop system
- Consume organic waste - especially from bananas.
- Retain moisture, or soak up excess
- Easy access for harvesting
- A tidy way of growing Bananas
- Grey water sink - including for Laundry

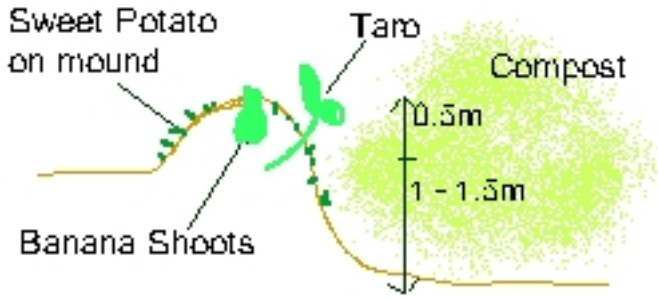
### What you'll need:

- Lots of Mulch
- Ideally use of a small excavator
- Sweet potato cuttings:
- About 7 banana shoots: collected from suckers which appear beside mother plants
- Optionally: Taro, Arrow root, Canna Lilly, Comphrey

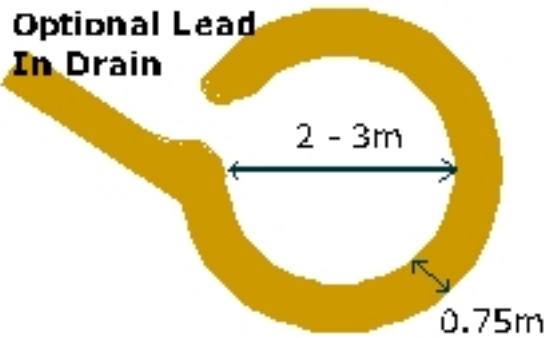
### Construction:

# How to: Create a Banana Circle

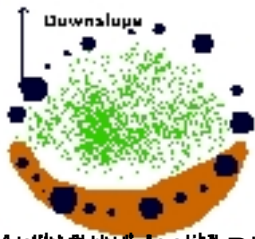
Written by Mitra Ardron



Single or left hand rotation with the bottom row will be a good substitute, and generate as can make



The water will flow down the slope and into the drain, which can be used to irrigate the plants or to flow into a



It is important to have a drainage system in place to prevent waterlogging and to ensure that the plants have access to oxygen.



The plants should be spaced out to allow for air circulation and to prevent disease. The plants should be watered regularly and fertilized as needed.



The plants should be watered regularly and fertilized as needed. The plants should be watered regularly and fertilized as needed.